




















NATIONALLIGA A - MÄNNER

Rg.	Name	Jahrg.								Total	
1	Aargau 1 		39.532 1	38.399 1	38.299 1	42.100 1	40.899 1	40.600 1	239.829	G	
	Noe SEIFERT	1998	5.40 14.066	6.10 13.333	4.90 13.733	4.80 12.500	6.20 13.800	4.90 13.600	32.30 81.032		
	Luca GIUBELLINI	2003	5.10 12.700	5.30 13.133	4.30 12.000	5.20 14.150	4.70 13.133	4.40 13.100	29.00 78.216		
	Florian LANGENEGGER	2003	5.00 12.766	4.60 11.733	4.40 12.300	5.20 14.050	5.10 13.033	4.80 12.966	29.10 76.848		
	Luca MURABITO	2003	5.40 11.866	4.10 11.933	3.90 12.266	5.20 13.900			18.60 49.965		
	Christian BAUMANN	1995					6.40 13.966	5.40 13.900	11.80 27.866		
2	Zürich 1 		37.900 3	37.499 2	37.999 2	41.550 2	40.732 2	37.500 2	233.180	S	
	Henji MBOYO	1998	5.40 13.300	5.40 13.600	5.20 13.733	5.20 14.200	5.90 14.066	5.90 13.700	33.00 82.599		
	Moreno KRATTER	1998	6.00 13.300	4.30 12.233	3.70 11.433	5.20 14.050	5.50 13.966	4.70 9.633	29.40 74.615		
	Tim RANDEGGER	2000	5.50 11.300	4.10 11.666	4.70 12.833	5.20 12.500	4.80 12.700	5.10 11.900	29.40 72.899		
	Sonam BÜWANG	2002	4.90 9.566	4.80 11.600	3.40 10.366	4.00 13.300	4.00 8.933	4.60 11.900	25.70 65.665		
3	Ticino 		38.365 2	37.265 3	35.199 3	38.950 3	39.466 3	36.232 3	225.477	B	
	Luca BOTTARELLI	2002	4.90 12.933	4.20 11.733	4.10 12.133	4.00 12.550	4.50 12.933	4.10 11.633	25.80 73.915		
	Mirco RIVA	2005	3.90 11.866	4.20 12.966	3.80 10.566	4.00 12.800	3.70 12.033	3.30 11.833	22.90 72.064		
	Martino MOROSI	1999	4.80 12.666			4.80 13.600	4.30 13.133	4.30 12.766	18.20 52.165		
	Damiano PONZIO	2006	4.00 12.766		3.40 10.100	4.00 12.200		2.70 10.833	14.10 45.899		
	Mattia PIFFARETTI	2002		4.00 12.233	3.70 12.500		4.10 13.400		11.80 38.133		
	Michael BUCKLEY	2009		3.90 12.066					3.90 12.066		
4	Ostschweiz 1 		33.666 4	34.932 4	33.166 4	37.350 4	37.366 4	33.332 5	209.812		
	Marton KOVACS	2003	4.70 11.433	5.00 12.000	3.70 10.400	4.00 12.900	3.20 11.500	3.30 8.666	23.90 66.899		
	Florian KELLER	2006	3.50 10.800	3.70 10.866	3.40 8.400	4.00 11.650	3.30 12.066	2.90 10.733	20.80 64.515		
	Timon ERB	2006	3.70 11.433	4.00 12.066	3.50 11.233		3.30 12.500	2.50 11.166	17.00 58.398		
	Kilian SCHMITT	2004			3.80 11.533	4.00 12.800	4.00 12.800	4.10 11.433	15.90 48.566		
5	LU/OW/NW 		31.199 6	31.499 6	29.399 6	35.100 6	35.933 5	34.266 4	197.396		
	Dominic TAMSEL	2000	5.00 10.700	4.70 13.433	4.60 12.766	4.00 12.300	5.00 12.300	5.20 12.733	28.50 74.232		
	Michel FURRER	2006	3.40 10.766	3.20 10.333	2.70 8.166	2.40 11.050	3.40 10.866	3.40 10.533	18.50 61.714		
	Leandro ISENEGGER	1997	3.00 9.733			2.40 11.750	3.20 12.433	2.00 10.800	10.60 44.716		
	Alain BREGENZER	2006	3.90 9.400		2.00 8.333			2.20 10.733	8.10 28.466		
	Linus WOLFISBERG	2006		2.40 7.733	1.90 8.300		2.80 11.200		7.10 27.233		
	Leon SCHÜPBACH	2009		2.60 7.500					2.60 7.500		
6	Zürich 2 		32.032 5	32.099 5	30.866 5	36.600 5	32.499 6	33.266 6	197.362	↓	
	Janic FÄSSLER	2007	4.40 11.466	4.00 10.866	4.00 10.833	4.00 13.200	4.20 9.733	3.90 10.800	24.50 66.898		
	Colin Jaden SCHMID	2006	3.80 11.166	3.80 11.500	2.70 9.800	2.40 11.100	3.80 11.833	3.90 9.166	20.40 64.565		
	Julian PITSIS	2008	4.10 8.933	4.00 9.300	2.60 10.233	2.40 11.050	3.80 10.933	3.20 11.366	20.10 61.815		
	Nico OBERHOLZER	2006	4.00 9.400	3.90 9.733	2.90 8.600	4.00 12.300	2.60 4.500	4.20 11.100	21.60 55.633		

NATIONALLIGA B - MÄNNER

Rg.	Name	Jahrg.							Total	
1	NKL Liestal 		38.632 1	35.733 2	37.666 1	40.650 1	38.133 3	38.766 1	229.580	↑
	Janick BRUNNER	1994	4.10 12.800	4.30 13.300	4.20 13.133	4.00 13.250	4.40 12.433	4.60 12.800	25.60 77.716	
	Jonas MUNSCH	1997	4.10 12.400	3.80 11.533	4.10 12.600	4.00 13.300	4.20 13.000	4.20 13.166	24.40 75.999	
	Jan IMHOF	2004	5.00 12.866	3.20 10.900	4.30 11.733	4.80 13.750	4.30 12.366	4.30 12.800	25.90 74.415	
	Benaja MUNSCH	2000	4.50 12.966		4.00 11.933	4.80 13.600	3.60 12.700		16.90 51.199	
	Quentin WEBER	2007		3.20 10.500				3.10 9.400	6.30 19.900	
2	Schaffhausen 		37.499 2	36.333 1	30.633 6	38.250 4	38.599 1	35.966 4	217.280	
	Taha SERHANI	1995	4.80 12.866	4.60 13.300		4.00 13.350	5.10 14.133	6.10 14.033	24.60 67.682	
	Fabio STRAUSS	1999	4.40 12.400	2.60 10.166	3.60 9.600	4.00 12.200		2.70 11.033	17.30 55.399	
	Marco WALTER	1994	4.10 12.233	3.10 11.400	3.50 11.933		3.80 12.333		14.50 47.899	
	Maximilian GLAESER	2007			2.70 9.100	4.00 12.700	3.50 12.133	2.60 10.900	12.80 44.833	
	Richard WANNER	1994	3.40 11.300				3.40 12.066	3.90 10.800	10.70 34.166	
	Nick AMON	2003		3.20 11.633					3.20 11.633	
3	Solothurn 		35.866 4	30.432 6	35.299 2	39.500 2	38.332 2	36.999 2	216.428	
	Noah BITTERLI	2001	4.60 12.466	4.40 10.533	4.40 12.733	4.80 13.400	4.40 13.266	4.50 12.666	27.10 75.064	
	Silas FRICKER	2005	4.30 12.100		3.80 11.066	4.00 12.700	3.70 12.700	4.10 12.233	19.90 60.799	
	Ian STAUBITZER	2005	4.00 11.166	2.80 10.333		4.00 13.250	4.20 12.133	3.60 12.100	18.60 58.982	
	Lucas HILTON	1995	4.10 11.300			4.40 12.850		4.00 11.000	12.50 35.150	
	Timi BÜHLMANN	2006		3.70 9.566	3.70 10.666		3.40 12.366		10.80 32.598	
	Alessandro SIGNORONI	2003		3.80 9.433	3.90 11.500				7.70 20.933	
4	Aargau 2 		34.299 6	34.832 3	34.032 3	37.550 6	37.399 4	36.965 3	215.077	
	Matteo GIUBELLINI	2004	4.50 11.533	3.70 10.566	4.00 11.666	4.80 12.300	4.50 12.033	4.40 13.066	25.90 71.164	
	Mario BRAND	2004	3.80 10.433	4.00 11.400	4.20 11.466	4.80 12.350	4.30 11.433	4.40 12.366	25.50 69.448	
	Ben SCHUMACHER	2008		4.20 12.366	2.90 10.900	4.00 12.900	4.20 13.033	3.10 11.533	18.40 60.732	
	Nando STEGER	2008	3.60 10.366		2.70 10.266	4.00 11.600		2.60 10.566	12.90 42.798	
	Nico NEESER	1999	5.10 12.333	3.80 11.066			4.10 12.333		13.00 35.732	
5	Genève 		35.998 3	34.199 4	31.799 5	38.500 3	36.400 5	33.932 5	210.828	
	Théo EZAHR	2000	3.50 12.166	3.90 12.133	3.40 11.700		3.70 12.700	3.90 11.933	18.40 60.632	
	Ewan ONOMOR	2004	3.40 11.966	3.40 11.000	3.20 10.433	4.00 12.750		2.70 10.066	16.70 56.215	
	Lamine DELORME	2001		3.60 11.066	2.60 9.000	4.00 12.650	3.30 11.900	3.20 11.366	16.70 55.982	
	Frank BOVY	1998	3.60 11.700	3.10 7.666		4.00 13.050	3.40 11.666		14.10 44.082	
	Lucas ANGILOTTI	2002			3.00 9.666		3.00 11.800	2.20 10.633	8.20 32.099	
	Daniel MANRIQUE	2004	3.80 11.866			4.00 12.700			7.80 24.566	
6	Bern 		34.599 5	33.932 5	33.699 4	37.600 5	35.466 6	30.832 6	206.128	↓
	Andrin FREY	2000	6.10 12.933	5.10 12.766	5.00 12.933	5.20 13.350	4.70 12.300	4.50 12.666	30.60 76.948	
	Janis AEGERTER	2005	4.40 11.133	3.10 11.433	3.00 9.500	3.20 12.350	3.60 10.833		17.30 55.249	
	Axel GOBET	2004	4.10 10.533		4.20 10.466	3.20 11.900	3.10 11.500	2.50 6.700	17.10 51.099	
	Nick AEBERSOLD	2007	3.90 9.033	2.90 9.166		3.20 11.900		2.50 10.633	12.50 40.732	
	Remo BRECHBÜHL	1992			2.90 10.300		3.30 11.666	2.00 7.533	8.20 29.499	
	Camilo MENDEZ	1991		3.10 9.733					3.10 9.733	

NATIONALLIGA C - MÄNNER

Rg.	Name	Jahrg.							Total	
1	Zürich 3		29.832 4	31.966 1	31.232 2	35.100 3	34.033 2	32.033 2	194.196	↑
	Omar ATEYEH	2007	3.80 9.500	4.30 11.900	3.00 10.666	3.20 12.150	3.30 11.800	3.10 9.266	20.70 65.282	
	Quinn MÜLLER	2007	3.50 8.366	3.80 9.733	2.90 9.800	2.40 10.950	2.70 6.166	2.80 10.633	18.10 55.648	
	Jonas FRÖHNDRICH	2008				2.40 10.850	3.80 11.833	2.50 10.900	8.70 33.583	
	Adam ATEYEH	2008	3.90 10.266		2.90 10.666	3.20 12.000			10.00 32.932	
	Luis BRANDENBERGER	2008		3.60 10.333			3.20 10.400	2.80 10.500	9.60 31.233	
	Nick REULING	2008	3.90 10.066	2.30 3.466	2.20 9.900				8.40 23.432	
2	Ostschweiz 2		31.732 2	30.599 3	28.832 4	34.900 4	34.566 1	32.299 1	192.928	
	Jannick ENGEL	2008	3.30 10.066	3.40 9.866	3.30 10.133	3.20 12.100	3.30 11.566	2.00 10.200	18.50 63.931	
	Max KRÜGER	2009	3.70 10.800	2.90 11.033	2.10 9.666		2.80 11.500	2.20 11.066	13.70 54.065	
	Linus EISENRING	2007	3.60 10.566	2.80 7.566	2.90 9.033	3.20 11.650		2.50 10.933	15.00 49.748	
	Enyo WIDMAIER	2009	3.70 10.366		2.70 7.233	2.20 9.650	2.80 11.500	2.20 10.300	13.60 49.049	
	Nico ALDER	2007		2.60 9.700		2.40 11.150	2.80 11.233		7.80 32.083	
3	Vaud		33.299 1	27.933 4	32.265 1	35.350 2	33.200 4	28.799 4	190.846	
	Titouan FIVAZ	2005	2.80 10.333	2.30 8.800	2.40 9.966	2.20 11.200	2.40 10.733	1.70 9.633	13.80 60.665	
	David DEMARTINI	1994	3.50 11.500		2.60 10.366	4.00 12.750	2.30 11.100	3.10 10.266	15.50 55.982	
	Valentin LÜTHI	1996	3.40 11.466	2.90 9.500	3.40 11.933		3.10 11.000	2.10 8.900	14.90 52.799	
	Yannick DEPALLENS	2002	2.20 5.366		2.30 9.633	2.40 11.400	2.20 11.100		9.10 37.499	
	Estebann TISSOT	2001		2.30 9.633				1.70 8.366	4.00 17.999	
4	Aargau 3		30.399 3	31.033 2	30.532 3	35.800 1	33.998 3	28.933 3	190.695	
	Gianluca HARTMANN	2005	3.60 9.833	3.30 9.700	2.00 4.000	3.20 11.900	2.50 11.166	1.70 10.000	16.30 56.599	
	Loris MARTY	2008	3.60 10.366	2.70 9.400			3.40 10.100	2.70 10.400	12.40 40.266	
	Elia WETTSTEIN	2004	3.30 10.200	2.30 9.433		3.20 11.700		1.80 8.533	10.60 39.866	
	Lukas ULRICH	2005			2.40 10.666	3.20 11.850	2.90 11.666		8.50 34.182	
	Cédric PFÄFFLI	1998		4.40 11.900	3.20 9.633		3.30 11.166		10.90 32.699	
	Luis HARDER	2004			2.20 10.233	3.20 12.050			5.40 22.283	